

## HOW TO USE DUAL LANE ROUNDABOUTS - JANURAY 17TH 2008

### IMAGES


Dual-Roundabouts

know your way around  
**roundabouts**

**Motorist**

Always yield to the vehicle on your right  
Do Not Use Outer Lane for No More than Two Lanes!


ROUND LEFT



**When turning left:**

- Approach from the inner lane.
- Turn left from the inner lane.
- Do not cut across either lane to a safe gap.
- Turn left to go.
- Stay in the Outer Lane.

ROUND RIGHT OR MAKING A U-TURN



**When turning right or making a U-turn:**

- Approach from the inner lane.
- Turn right from the inner lane.
- Do not cut across either lane to a safe gap.
- Turn right to go.
- Turn left to go.

**Large Vehicles**

**Large Vehicles:**

Drivers should be aware that large trucks need double lanes on exiting lanes. Therefore, leave the adjacent left or right hand lane when approaching through a roundabout. If you follow a truck into a roundabout do not change to inner.

**Pedestrians**

**Pedestrian Signs:**


Before entering the roundabout, pedestrians should always look in the direction of crossing traffic. Pedestrians should be aware that roundabouts have a single shared crossing a safe area between opposing roundabouts. Be aware of the crossing and using the roundabout.

**Cyclist**

**Cyclist:**

Always ring or call out for cyclists and consider their needs at roundabouts. They may not be as well seen as you. Remember that cyclists may be prepared to turn right from the left lane for safety reasons. Cyclists should be aware of the crossing, roundabouts, and roundabouts, and roundabouts.


ROUND STRAIGHT AHEAD



**When going straight ahead:**

- Do not ring or call out when there is a safe gap.
- Change when safe and stay in that lane.

SHOULDER LANE EXIT



**When exiting to a Single Trained Lane:**


- Exit from the inner lane.
- The more efficient lane can the outer lane for left hand exits.
- Exit from the inner lane.
- Single Trained Roundabouts with Single Lane Through the Roundabout have inner Lane.
- Outer Lane Traffic Should Always Give Way to Inner Lane Traffic.

Choose Your Lane:

Lane choice at a two-lane roundabout is similar to a standard intersection. When approaching, choose either the outer or inner lane that corresponds to your desired movement. Lane choice is based on the driver's destination. The outer lane allows right turns, straight ahead movements and left-turns only. The inner lane movement includes immediate turns or straight ahead movements.

Emergency Vehicles:

Always give emergency vehicles the right-of-way when they approach. If you have not yet entered the roundabout, pull over to the right allowing emergency vehicles to pass. Do not enter the roundabout. Continue to your exit and then pull over to the right lane allowing the emergency vehicles to maneuver around you.



Another Project of  
The Ministry of Communications,  
Works & Infrastructure  
Honourable V. Arden McLean JP